

3

*I've used...*

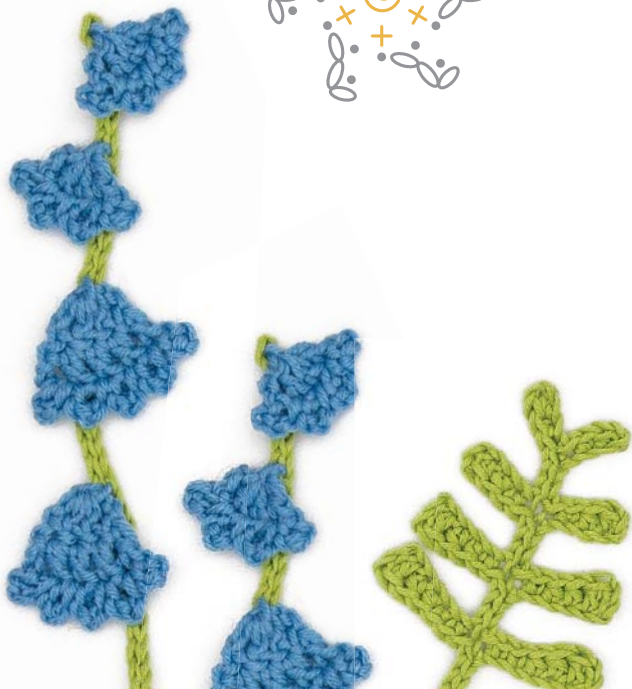
- + **Yarns A and B:** 4-ply cotton
- + 2.5mm (C/2) hook

Using Yarn A (Yellow), make a magic ring.

**Round 1:** 1 ch (counts as 1 dc), 5 dc in ring, join with slst in first ch, pulling Yarn B (White) through.

**Round 2:** (3 ch, skip 1 ch, slst in 2 ch, slst in next dc) 5 times, fasten off invisibly (see Techniques: Crochet Stitches – Invisible Join).

Weave in all ends.



4

*I've used...*

- + **Yarn A:** 4-ply cotton
- + 3.5mm (E/4) hook

Using Yarn A (Green), make 10 ch for stem (can be varied).

**1st Leaf:** 9 ch, skip 3 ch, 1 tr in 1 ch, 1 htr in 2 ch, 1 dc in 2 ch, slst in 1 ch, 3 ch for stem.

**2nd Leaf:** 8 ch, skip 3 ch, 1 tr in 1 ch, 1 htr in 2 ch, 1 dc in 1 ch, slst in 1 ch, 3 ch for stem.

**3rd Leaf:** 6 ch, skip 2 ch, 1 htr in 2 ch, 1 dc in 1 ch, slst in 1 ch, 3 ch for stem.

**4th Leaf:** 5 ch, skip 2 ch, 1 htr in 1 ch, 1 dc in 1 ch, slst in 1 ch.

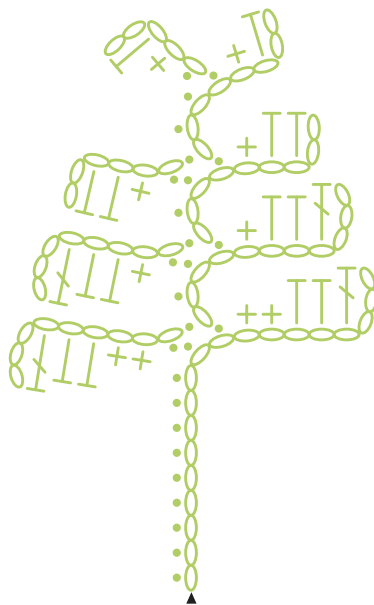
**5th Leaf:** As 4th leaf, slst in 3 stem chs.

**6th Leaf:** As 3rd leaf, slst in 3 stem chs.

**7th Leaf:** As 2nd leaf, slst in 3 stem chs.

**8th Leaf:** As 1st leaf, slst in remaining stem chs.

Fasten off and weave in ends.



8

*I've used...*

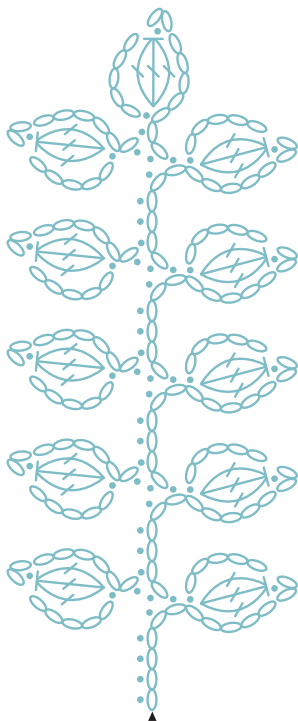
- + **Yarn A:** Drops Flora (wool/alpaca blend) or Drops Alpaca
- + 3mm (D/3) hook

Using Yarn A (Pale Blue), make 5 ch for stem.

**Make leaf:** [6 ch, skip 4 ch, 3tr-cl in 1 ch, 2 ch, skip 1 ch, slst in 1 ch, 5 ch, slst in original 5th ch, slst in 1 ch].

\*5 ch, make leaf, repeat from \* 3 times (5 leaves made in total), 1 ch for stem, make leaf, (make leaf, slst in 5 stem chs) 5 times.

Fasten off and weave in ends.



9

*I've used...*

- + **Yarn A:** Drops Muskat DK cotton
- + **Yarn B:** Rico Essentials Organic Cotton Aran
- + 4mm (G/6) hook

Using Yarn A (Blue), make 5 ch, join with slst in first ch to make a ring.

**Round 1:** 1 ch (counts as 1 dc), 7 dc in ring, join with slst in first ch.

**Round 2:** 4 ch, 2 dtr in same st, [2 dtr, 4ch, slst] in 1 dc, \*[slst, 4 ch, 2 dtr] in 1 dc, [2 dtr, 4 ch, slst] in 1 dc, repeat from \* twice. Fasten off Yarn A.

**Round 3:** Join Yarn B (White) with extended slst between any two petals and into centre ring, 1 ch, \*4 dc in 4ch-sp, 1 dc in 1 dtr, 1 htr in 1 dtr, 2 ch, skip 1 ch, slst in 1 ch, 1 htr in 1 dtr, 1 dc in 1 dtr, 4 dc in 4ch-sp,\*\* extended slst into centre ring, repeat from \* twice, and from \* to \*\* once more, slst in first ch.

Fasten off Yarn B and weave in ends.

